

# BT1800-1 蓝牙模块

## 描述


采用世界领先的蓝牙芯片供应商CSR的BlueCore4-Ext (BC417143B-IQN-E4) 芯片, 完全兼容蓝牙2.0规范, 支持数据和语音传输, 最高可支持3M数据传输, 语音接口支持PCM协议。超性能BC04 Class1蓝牙模块, 高收、发灵敏度, 低功耗, 尺寸小。空旷、无遮挡、对等条件下传输距离可达1800米, 内置微型天线接口, 可直接外接2.4GHz天线。

## 特征

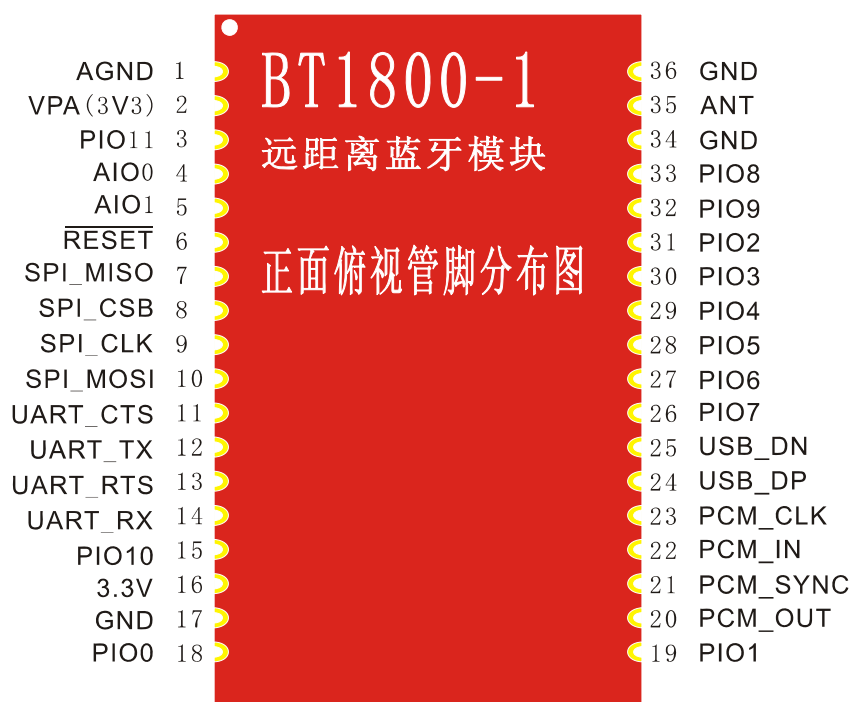
- 工作频段: 2.40 GHz~2.48GHz
- 蓝牙规范: v2.0 Compliant + EDR
- EDR V2.0, 最高可支持3M数据传输
- 支持USB或SPI接口软件升级
- 支持7 个 从设备
- USB和UART外部接口接口
- PCM 音频接口
- 低电压电源, 2.7V to 3.6V
- 正常供给电压: 3.3±0.1V
- 内置 8Mbit Flash
- 支持低功耗模式: Park, Sniff, Hold 和 Deep Sleep
- 工业级设计
- 尺寸: 25.2 x 15.5 x 3 mm

## 应用

- 电脑, PDAs
- 电脑部件 (CF 卡, USB 适配器, PCMCIA, RS232适配器等)
- 鼠标, 键盘
- 蓝牙话筒、蓝牙音响、蓝牙音频发送与接收
- 传真, 打印机适配器
- 数码照相机
- 远距离蓝牙仿真串口
- 车载免提、车载GPS蓝牙接口



## 管脚描述



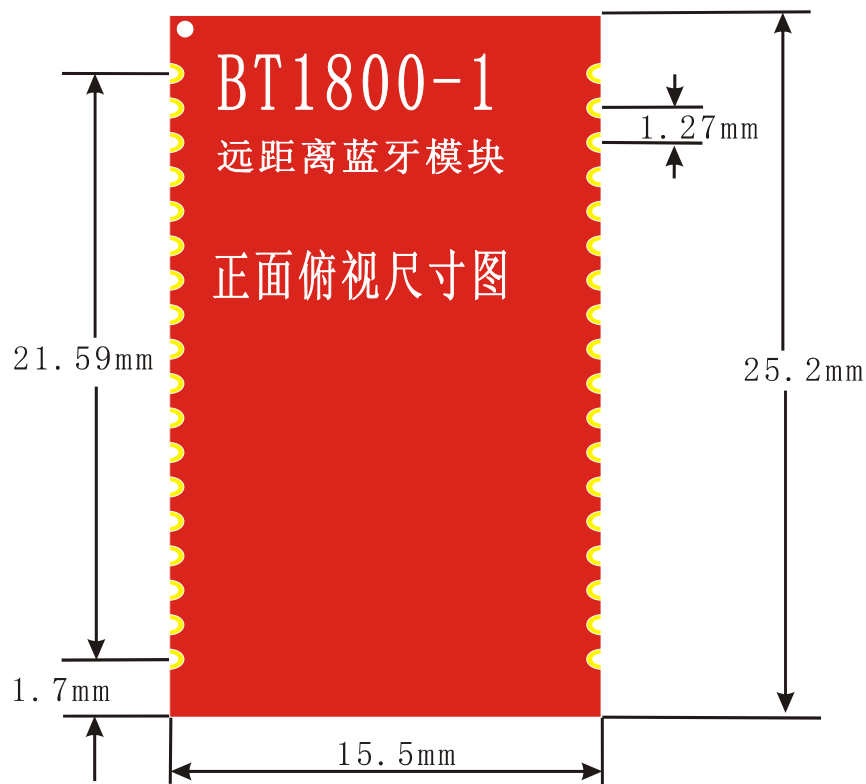
管脚	名称	类型	描述
1	AGND	GND	Ground
2	VPA	Power Supply	3V3 for power amplifier
3	PIO11	Bi-directional with programmable strength internal pull-up/down	Programmable Input/Output Line
4	AIO0	Bi-directional	Programmable Input/Output line
5	AIO1	Bi-directional	Programmable Input/Output line
6	RESET	CMOS input with weak internal pull-up	internal pull-up Reset if low. Input debounced so must be low for >5ms to cause a reset
7	SPI_MISO	CMOS output, tri-state, with weak internal pull-down	Synchronous Serial Interface Data Input
8	SPI_CSB	CMOS input with weak internal pull-up	Chip select for Synchronous Serial Interface
9	SPI_CLK	CMOS input with weak internal pull-down	Synchronous Serial Interface Clock
10	SPI_MOSI	CMOS input with weak internal pull-down	Synchronous Serial Interface Data Input
11	UART_CTS	CMOS input with weak internal pull-down	UART clear to send
12	UART_TX	CMOS output, tri-state,	Asynchronous Serial Data

		with weak internal pull-up	Output
13	UART_RTS	CMOS output, tri-state, with weak internal pull-up	UART ready to send
14	UART_RX	CMOS input with weak internal pull-down	Asynchronous Serial Data
15	PIO10	Bi-directional with programmable strength internal pull-up/down	Programmable Input/Output Line
16	3.3V	Power Supply	3V3 for RF circuit
17	GND	GND	Ground
18	PIO0	Bi-directional with programmable strength internal pull-up/down	Programmable Input/Output Line
19	PIO1	Bi-directional with programmable strength internal pull-up/down	Programmable Input/Output Line
20	PCM_OUT	CMOS output, tri-state, with weak internal pull-down	Synchronous Data Output
21	PCM_SYNC	Bi-directional with weak internal pull-down	Synchronous Data Strobe
22	PCM_IN	CMOS input, with weak internal pull-down	Synchronous 8kss data out
23	PCM_CLK	Bi-directional with weak internal pull-down	Synchronous Data Clock
24	USB_DP	Bi-directional	USB Data+
25	USB_DN	Bi-directional	USB Data-
26	PIO7	Bi-directional with programmable strength internal pull-up/down	Programmable Input/output line
27	PIO6	Bi-directional with programmable strength internal pull-up/down	Programmable input/output line
28	PIO5	Bi-directional with programmable strength internal pull-up/down	Programmable input/output line
29	PIO4	Bi-directional with programmable strength internal pull-up/down	Programmable input/output line
30	PIO3	Bi-directional with programmable strength internal pull-up/down	Programmable Input/Output Line
31	PIO2	Bi-directional with programmable strength internal pull-up/down	Programmable Input/Output Line
32	PIO9	Bi-directional with programmable strength internal pull-up/down	Programmable Input/Output Line
33	PIO8	Bi-directional with programmable strength internal pull-up/down	Programmable Input/Output Line
34	GND	GND	Ground

35	ANT	I/O	Transmitter out and receiver input
36	GND	GND	Ground

## 模块特征

### ● 外形尺寸



### ● 电气特征

#### 输入/输出特性

数值端	最小	种类	最大	单位
<b>Input Voltage Levels</b>				
VIL input logic level low $2.7V \leq VDD \leq 3.0V$	-0.4	-	+0.8	V
VIH input logic level high	0.7VDD	-	VDD+0.4	V
<b>Output Voltage Levels</b>				

VOL output logic level low ( $I_o = 4.0\text{mA}$ ), $2.7\text{V} \leq V_{DD} \leq 3.0\text{V}$	-	-	0.2	V
VOH output logic level high ( $I_o = -4.0\text{mA}$ ), $2.7\text{V} \leq V_{DD} \leq 3.0\text{V}$	$V_{DD}-0.2$	-	-	V
<b>Input and Tri-state Current with</b>				
Strong pull-up	-100	-40	-10	$\mu\text{A}$
Strong pull-down	+10	+40	+100	$\mu\text{A}$
Weak pull-up	-5.0	-1.0	-0.2	$\mu\text{A}$
Weak pull-down	+0.2	+1.0	+5.0	$\mu\text{A}$
I/O pad leakage current	-1	0	+1	$\mu\text{A}$
CI Input Capacitance	1.0	-	5.0	pF

## 输入/输出端特性（延续的）

USB 端	最小	种类	最大	单位
VDD_USB for correct USB operation (1)	3.1	-	3.6	V
<b>Input threshold</b>				
VIL input logic level low	-	-	$0.3V_{DD\_USB}$	V
VIH input logic level high	$0.7V_{DD\_USB}$	-	-	V
<b>Input leakage current</b>				
$V_{SS\_PADS} < V_{IN} < V_{DD\_USB}(1)$	-1	1	5	$\mu\text{A}$
CI Input capacitance	2.5	-	10.0	pF
<b>Output Voltage levels To correctly terminated USB Cable</b>				
VOL output logic level low	0.0	-	0.2	V
VOH output logic level high	2.8	-	$V_{DD\_USB}$	V

## ● 最大绝对额定值

关于供电电压和各数字、模拟针脚的电压下表已经列出，超出这些值将损坏模块。

参数	最小	最大	单位
Peak current of power supply	0	75	mA
Voltage at digital pins	-0.3	3.6	V
Voltage at POWER pin	2.7	3.6	V

## 联系方式:

- 深圳蓝色飞舞科技有限责任公司

电话: 0755-29739852

传真: 0755-86017852

邮箱: [lanxunlanya@163.com](mailto:lanxunlanya@163.com)    [xiaowuyeah@163.com](mailto:xiaowuyeah@163.com)(技术)

业务 QQ: 282697574

Http://www.lanwind.com